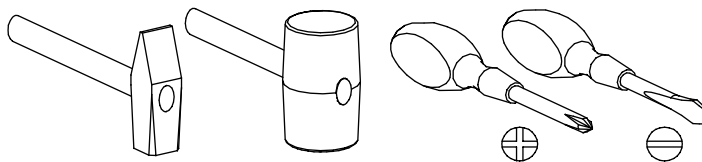
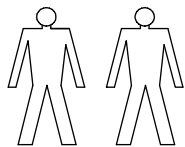



Návod na montáž

Náradie potrebné na montáž



FRIDA

Komoda



<p>S - 1</p>	<p>D2 - 2</p>	<p>Y - 1</p>
<p>H - 4 Kpl.</p>	<p>P - 10</p>	<p>L - 12</p>
<p>N - 12 4 x 27 mm</p>	<p>U - 6</p>	<p>G - 24 4 x 16 mm</p>
<p>R - 10 4 x 35 mm</p>	<p>E - 70</p>	<p>C - 4</p>
<p>A - 5</p>	<p>B - 12</p>	<p>D1 - 2</p>
	<p>K - 12</p>	<p>Z - 1</p>