

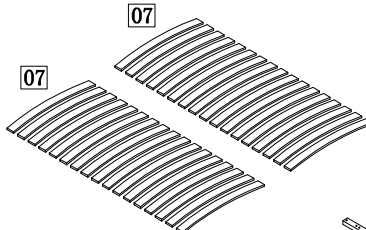
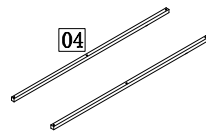
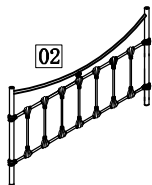
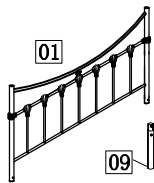
# Zoznam častí

# NIEVES POSTEL'










ML-105 NIEVES

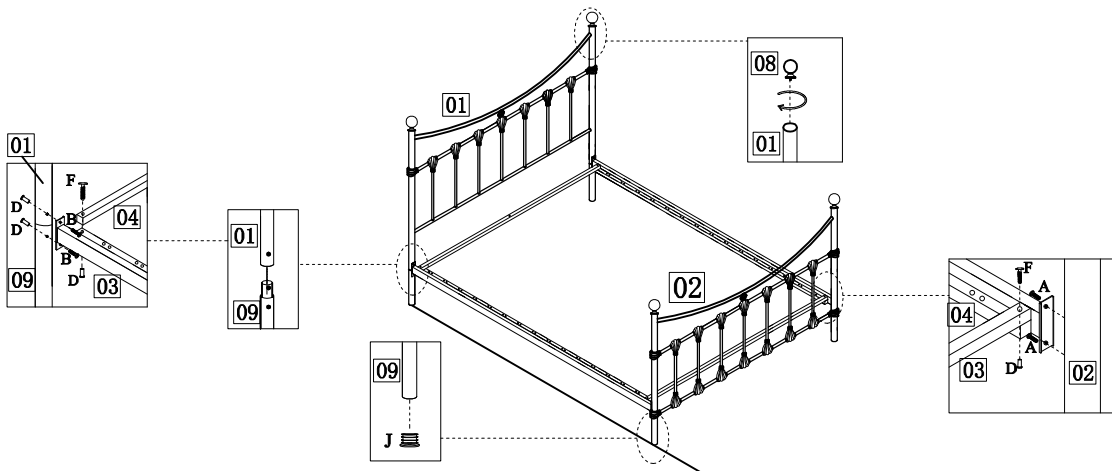
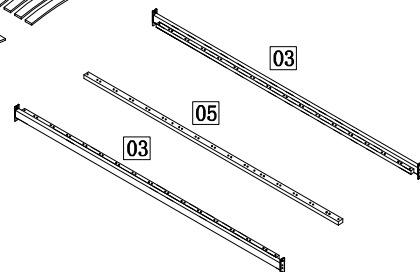
1400x2000






číslo	časti	Počet
01	čelo- záhlavie	1
02	čelo - zánožie	1
03	bočnica	2
04	spojovacia lišta	2
05	stredová lišta	1
06	podporná noha	4
07	lamely	34
08	ozdobné zakončenia	4
09	nohy	2

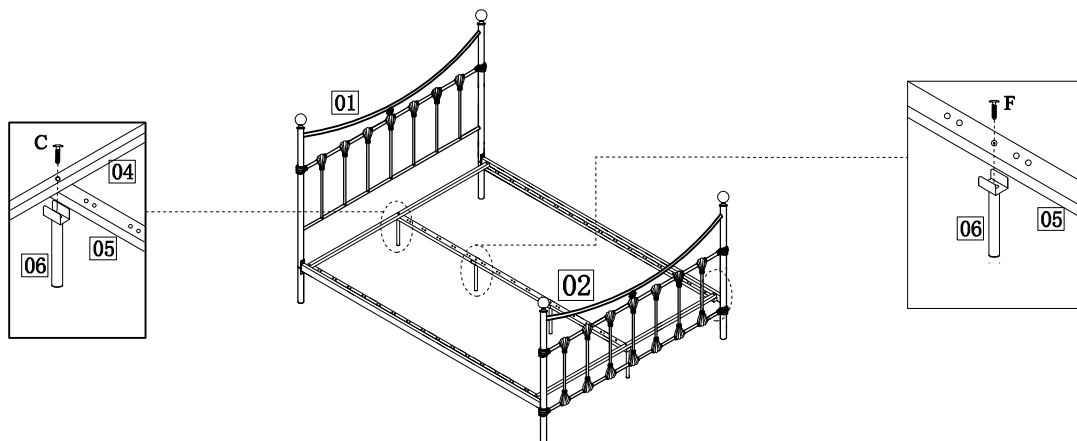




Kovanie

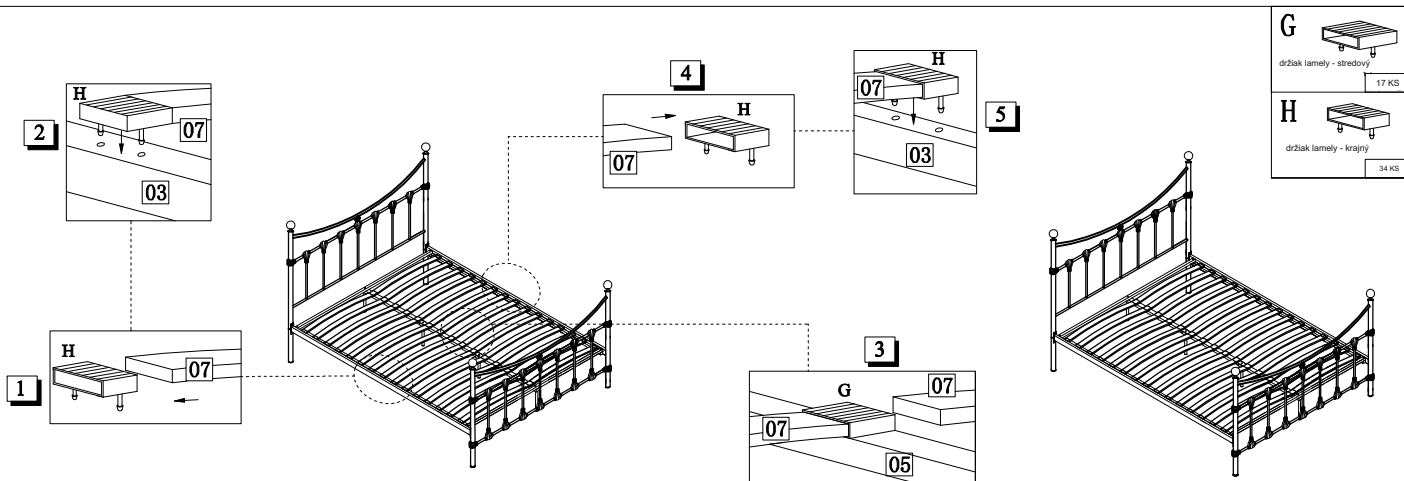
<b>A</b>  <b>M6X20MM</b> 4 KS	<b>C</b>  <b>M6X60MM</b> 2 KS	<b>E</b>  <b>4X4MM</b> 2 KS	<b>G</b>  <b>držiak lamely - stredový</b> 17 KS
<b>B</b>  <b>M6X35MM</b> 4 KS	<b>D</b>  <b>M6</b> SKRUTKA 8 KS	<b>F</b>  <b>M6X40MM</b> 6 KS	<b>H</b>  <b>držiak lamely - krajný</b> 34 KS
			<b>J</b>  <b>Ø38</b> 4 KS





<b>J</b>  <b>Ø38</b> 4 KS	<b>A</b>  <b>M6X20MM</b> 4 KS
	<b>B</b>  <b>M6X35MM</b> 4 KS
	<b>D</b>  <b>M6</b> joint nut 8 KS
	<b>F</b>  <b>M6X40MM</b> 4 KS



<b>C</b>  <b>M6X60MM</b> 2 KS
<b>F</b>  <b>M6X40MM</b> 2 KS



<b>G</b>  <b>držiak lamely - stredový</b> 17 KS
<b>H</b>  <b>držiak lamely - krajný</b> 34 KS